

SPECTER magnetic track system allows unlimited design configurations. SPECTER can extend through spaces creating a neat and minimal, continuous slot, where all types of SPECTER fixtures can be installed, moved, removed or swapped in one hand motion, allowing a maximum design flexibility.

- ☐ Magnetic track system ensures wall and ceiling continuity
- ☐ Track system dedicated to SPECTER fixtures range
- ☐ Recessed trimless, millwork, surface mounted, pendant
- ☐ Supports 2 independant 24VDC low voltage circuits
- ☐ Dimmable remote driver available in ELV, 0-10V and DALI
- ☐ Each track run can support up to 450W on one feed
- ☐ Track system is configured and made-to-size for your projects
- ☐ 5 years limited warranty



RECESSED TRIMLESS TRACK

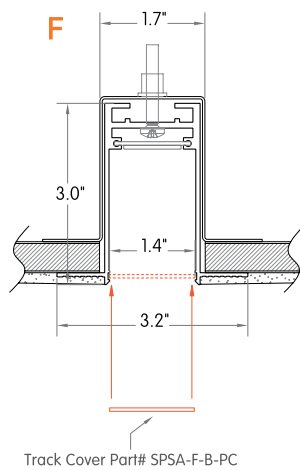


SURFACE/MILLWORK/PENDANT

Code example: **SPSS** - F 0 2 W - 0 1 - 2

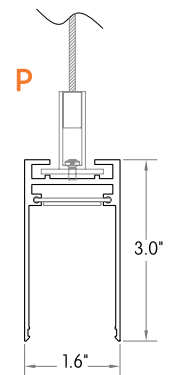
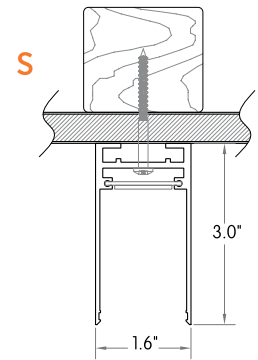
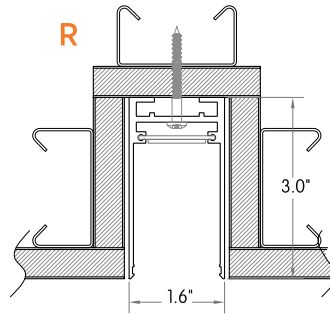
Series	Mounting	Length Increments*		Body Finish		Dimming	Circuit
SPSS	F Recessed Trimless	02	2 ² / ₅ in	W	White	01 0-10V Dimming to 10%	1 1-Circuit
	R Recessed Millwork	04	4 ¹ / ₈ in	B	Black	EL ELV Dimming to 10%	2 2-Circuit
	S Surface Mounted	05	5 ¹ / ₂ in	S	Silver	DL Dali Dimming	
	P Pendant	18	18 ³ / ₈ in	Z	Bronze		
		XX	Custom	X	Custom		
		*Please create that track's length using the above increments.					

TRACK MOUNTING DETAILS

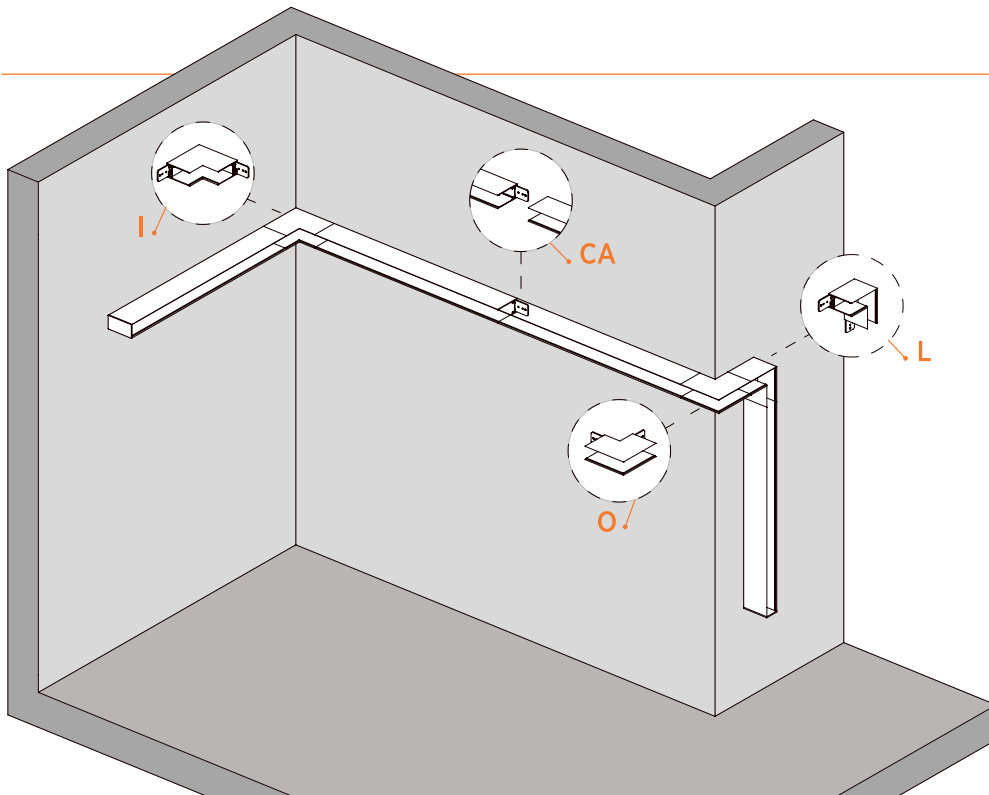


NOTE:

Use protection cover during the mud-in and painting process to avoid contaminants inside track cavity



SPECTER TRACK SYSTEM





CA CONNECTION COUPLER A
CB CONNECTION COUPLER B



PA SUSPENSION KIT A
PB SUSPENSION KIT B



SPSS SPECTER TRACK



L "L" CORNER



I INNER CORNER



O OUTER CORNER



A ANGLE CONNECTOR



V CROSS CONNECTOR



T "T" CONNECTOR

SPSS AVAILABLE MODULES

BREAK



BREAK DOT



BREAK LINE

SPSF-B03W-W-N827-2

SNOOT



SNOOT

SPSF-S15W-W-N827-2

UNDROP



UNDROP DOT



UNDROP LINE



UNDROP WASHER

SPSF-U03W-W-N827-2


SNOOT PENDANT



PENDANT

SPSF-P15W-W-N827-2

DROP



DROP DOT



DROP LINE

SPSF-D12W-W-N827-2