

BILLET

INDOOR STEALTH REFLECTOR - REMOTE

bold
lighting



The Billet Stealth product is a natural expansion of the indirect performance optics range developed by Bold to enhance visual comfort. The Stealth offers an outstanding wallwash illumination with virtually zero glare. The outstanding uniformity of the wallwash effect translates in a 3:1 max. to min. illumination ratio. Its 100% indirect light optic ensures a complete shielding of its light source. This proprietary optic allows a vertical illumination starting at the Zero point of the fixture while maintaining a flush position of the optic.

Stealth offers a minimalistic aesthetic with its 1" continuous slot and the ability to have the flush light shield and the interior of the fixture in various finishes and colors to match any required surface. This proprietary optic promotes humancentric lighting with its glare-free attributes.

CONSTRUCTION

Product Type : Linear
Body Material : Extruded Aluminum
Body Finish : Black / Grey / White
 Custom RAL
IP Rating : IP20
 Chicago plenum rated

LIGHT SOURCE

Direct Light Source : Hi-power LEDs
Luminous Output : from 510lm/ft. to 1065lm/ft. (Delivered)
Light Source CCT : 2700K / 3000K
 3500K / 4000K
Color Rendering Index : Ra90
Lifetime : L80 B10 @ 70,000 Hrs

INSTALLATION

Environment : Dry / Damp Location
Mounting :
 Surface Mounted / Pendant / Millwork
Dimensions : Refer to dimension table

ELECTRICAL

Input Voltage : UNV 120-277V
 50Hz/60Hz
Load : 10W/ft. to 20W/ft.
Output Type : Constant Voltage
Driver Type : Remote
Dimming : 0-10V / DALI / ELV / DMX
 Lutron Hi-Lume
Code Compliance : ETL / CSA / CE

OPTICS

Optical Distribution : Wallwash

Code example: **BIK**-P12W-H11-W-W927-0

Series	Mounting	Nominal Length ¹	Body Finish
BIK	S Surface Mounted	12 12"	W White
	P Pendant	24 24"	B Black
	M Millwork	36 36"	G Grey
		48 48"	X Custom RAL
		60 60"	
		XX Custom in	

For custom lengths and shapes, consult factory.
 For exact lengths refer to dimensions table.

Output	Voltage	Dimming	Baffles	Beam Angle	CRI	Color Temp	Emergency
M² 535lm/ft (10W)	1 120V U³ Universal 120V to 277V	H No Dimming	W White	W Washer	9 +90	27 2700K	0 No 9⁵ 90 mins
H² 700lm/ft (15W)		I 0-10V to 1%	B Black			30 3000K	
V² 995lm/ft (20W)		K DALI to 1%	G Grey			35 3500K	
		L ELV Dimming	X Custom RAL			40 4000K	
		M DMX					
		N⁴ LUTRON					

Notes:

- ¹ 6" length increments available as a modification.
- ² Denotes output at 3000K, unless otherwise noted.
- ³ Not applicable for ELV dimming.
- ⁴ Hi-lume, Vive, and Athena compatible.
- ⁵ Not applicable for integral driver.

Consult factory for lead-times.
 Consult factory for systems using multiple optics and mounting configurations.



Bold Lighting
 4710 Ecton Dr., Marietta, GA 30066, USA
 info@boldlighting.us www.boldlighting.us t: +1-678-903-4061

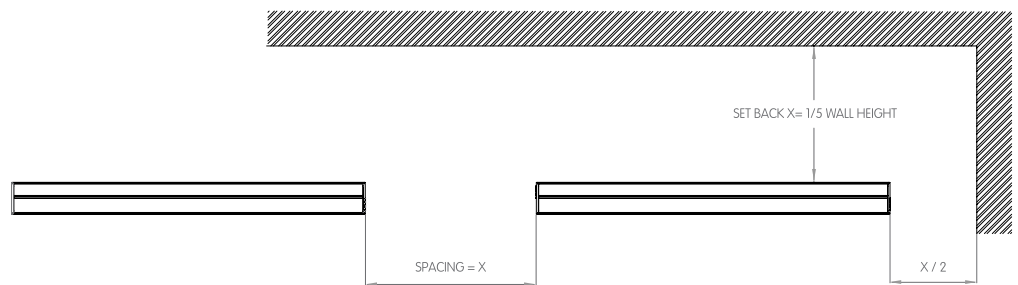
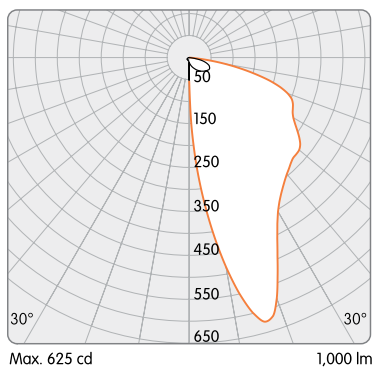
OPTICAL FLEXIBILITY

STEALTH WALLWASHER



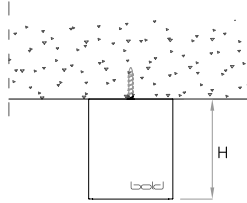

The Stealth Reflector provides even illumination of vertical surfaces with a flexible set back of 1/5 of the wall height and an offset to spacing ratio of 1:1. Stealth's optics are designed to wash large areas where exceptional uniformity and a quiet ceiling is required.

Stealth Reflector



MOUNTING FLEXIBILITY

SURFACE MOUNTED

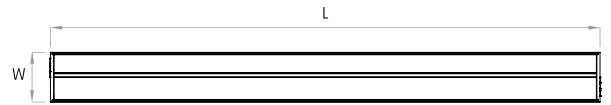


Actual

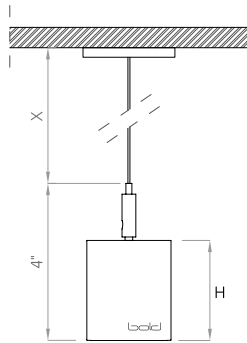
$L = 12^{3/16}'' \mid 24^{1/8}'' \mid 35^{15/16}'' \mid 47^{3/4}'' \mid 59^{9/16}'' \mid$ Continuous runs

$W = 2^{3/16}''$

$H = 2^{5/8}''$



PENDANT



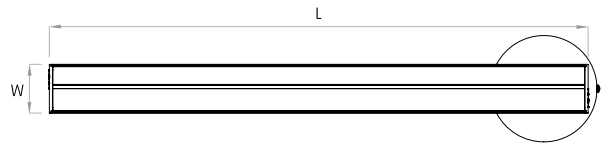
Actual

$L = 12^{3/16}'' \mid 24^{1/8}'' \mid 35^{15/16}'' \mid 47^{3/4}'' \mid 59^{9/16}'' \mid$ Continuous runs

$W = 2^{3/16}''$

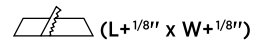
$H = 2^{5/8}''$

$X = 59'' \text{ or } 118''$

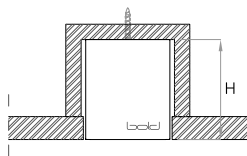



Note:

Pendants are provided with a default 5ft gray electric feed. Please request a modification if a different length or color is required.



MILLWORK

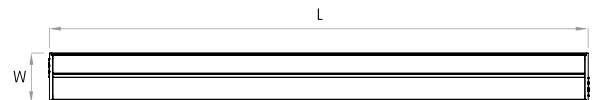


Actual

$L = 12^{3/16}'' \mid 24^{1/8}'' \mid 35^{15/16}'' \mid 47^{3/4}'' \mid 59^{9/16}'' \mid$ Continuous runs

$W = 2^{3/16}''$

$H = 2^{5/8}''$



DELIVERED LUMEN OUTPUT

Per Linear Foot

Output Watts CRI +90

STATIC-WHITE		2700K	3000K	3500K	4000K
M	10W	510lm	535lm	550lm	570lm
H	15W	670lm	700lm	725lm	745lm
V	20W	955lm	995lm	1035lm	1065lm

DIMENSIONS TABLE

		12"		24"		36"		48"		60"				
		Height		Width		Actual Length								
Surface Mounted	mm	inch	mm	inch	mm	inch	mm	inch	mm	inch	mm	inch	mm	inch
		65	2 ^{5/8}	55	2 ^{3/16}	313	12 ^{3/16}	613	24 ^{1/8}	913	35 ^{15/16}	1213	47 ^{3/4}	1513
Pendant	65	2 ^{5/8}	55	2 ^{3/16}	313	12 ^{3/16}	613	24 ^{1/8}	913	35 ^{15/16}	1213	47 ^{3/4}	1513	59 ^{9/16}
Millwork	65	2 ^{5/8}	55	2 ^{3/16}	313	12 ^{3/16}	613	24 ^{1/8}	913	35 ^{15/16}	1213	47 ^{3/4}	1513	59 ^{9/16}

