


bold
lighting
quietly bold

BILLET

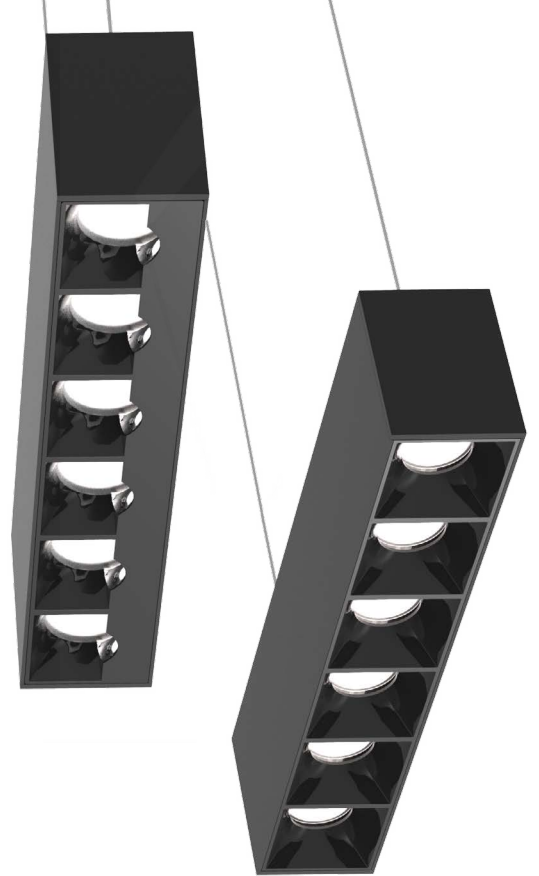
Breaking the wall





Billet - a linear outdoor family of products, designed specifically for recessed applications.

Whether for inground, ceiling, or wall recessed applications, Billet allows you to maintain the same optical performance, light consistency, and overall aesthetics throughout the project.




	WALLGRAZER/ACCENT/ AMBIENT	WALLWASHER	HONEYCOMB-TIR	HONEYCOMB-OPAL
indoor	Recessed with trim			
	Recessed trimless			
	Surface mounted			
	Pendant			
outdoor	Recessed			
	Recessed with trim			

Billet delivers Bold vertical illumination performance with minimal glare, thanks to its unique baffles system, designed to ensure a flawless light distribution.

Our team worked tirelessly to unify the baffles design of the Wallwasher, the Wallgrazer and the general illumination products into a uniform shape that reflects the unity and harmony spirit we wanted in this product.

The unique optical design of Billet, offers a high flexibility of light source colors, ranging from static white, to Dim-to-Warm, to Tunable White and even to RGBW.



Billet carries a special honeycomb louver system for general illumination, offering an unparalleled glare reduction, while maintaining the ability to offer several beam angles with high efficiency. The geometry of this innovative optical device was studied to strike a perfect balance of efficiency and visual comfort.

CONSTRUCTION

Product Type : Billet

Body Material : Extruded Aluminum

Body Finish : Black, Grey, White or Custom RAL colors

INSTALLATION

Environment : Wet Locations

Mounting : Inground, Wall recessed, and Ceiling Recessed with Trim & Trimless

Dimensions : W. = 2", H. with Remote Driver = 2" | H. with built-in driver = 3-1/4"

LIGHT SOURCE

Direct Light Source : Hi-power LEDs / Mid-Power LEDs

Luminous Output : from 400lm/ft. to 1,700lm/ft. (Delivered)

Light Source CCT : 2,700K / 3,000K / 4,000K / Tunable White 1,800K-4,000K / Dim to Warm 1900K-3,000K / RGBW
Color Rendering Index : Ra 80 and Ra90

OPTICS

Optics Distribution : 10° / 25° / 40° / 60° / Wallgraze / Wallwash & Lambertian

Glare Control : UGR<19

ELECTRICAL


Input Voltage : 120V / Universal 120-277V - 50Hz/60Hz

Load : 5W/ft. to 18W/ft.

Output Type : Constant current

Driver type : Built-in and Remote

Dimming : 0-10V / DALI / ELV / DMX



OPTICAL FLEXIBILITY



ACCENT HONEYCOMB TIR



WALLWASH ASYMMETRICAL BAFFLE

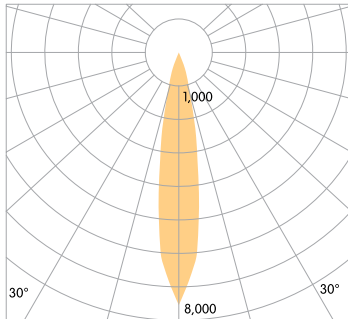


AMBIENT SYMMETRICAL BAFFLE



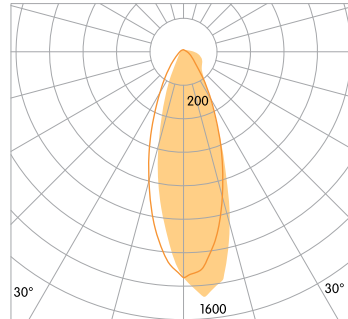
GRAZER ASYMMETRICAL BAFFLE

15° Beam Angle



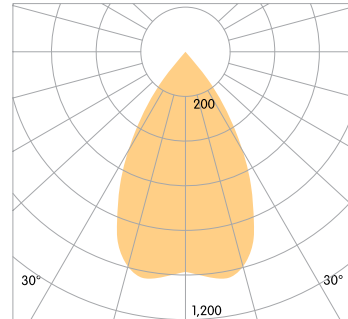
A narrow starting at 8 degree spot is recommended for high-ceiling applications or to direct a more focused beam of light onto work surfaces and table tops.

Wallwasher



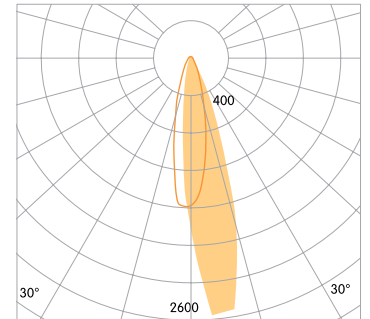
Unmatched wallwash allows even illumination of walls, with exceptional uniformity at a flexible setback 1/8 to 1/5 of the wall height. This optic is ideal for even washing large vertical surfaces.

60° Beam Angle



A standard wide optic is the best option for achieving efficient ambient lighting with excellent uniformity and very low glare.

15° Beam Angle



A standard wide optic is the best option for achieving efficient ambient lighting with excellent uniformity.


FINISH PALETTE

01- Matt White

02- Matt Grey

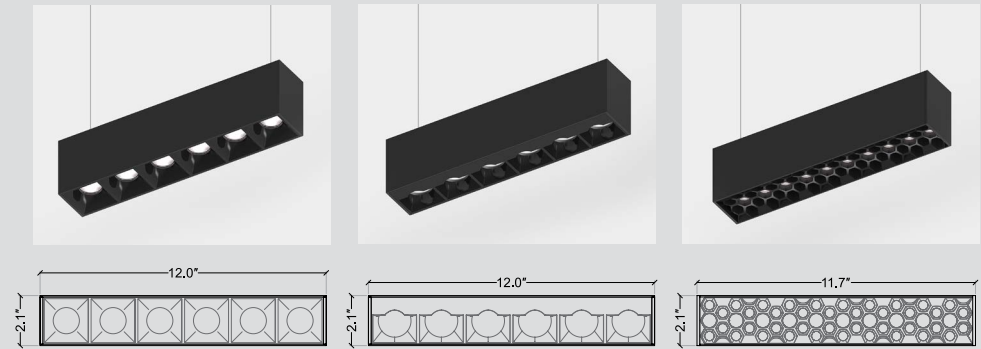
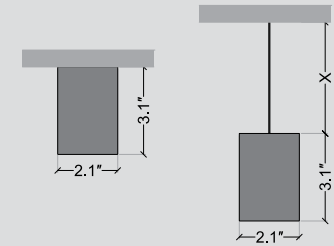
03- Matt Black

* or any custom RAL color


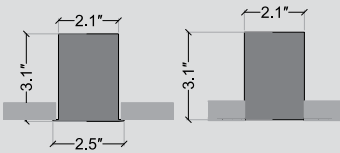


INDOOR

SURFACE MOUNT / PENDANT

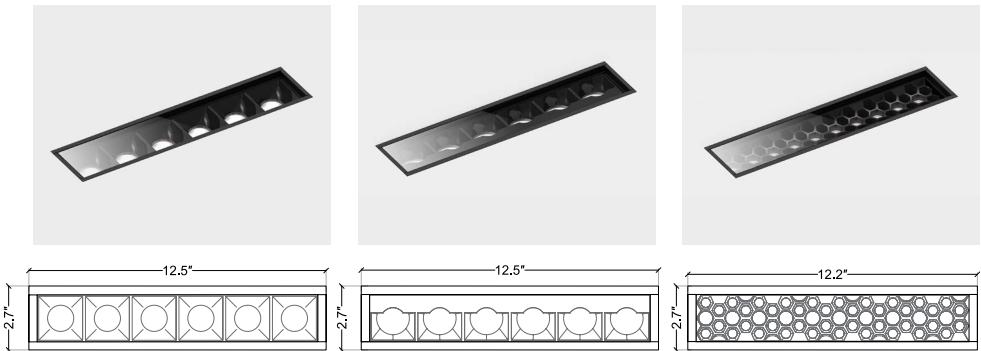
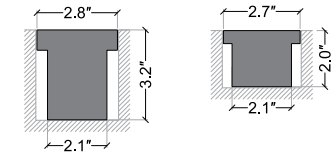


RECESSED WITH TRIM / RECESSED TRIMLESS

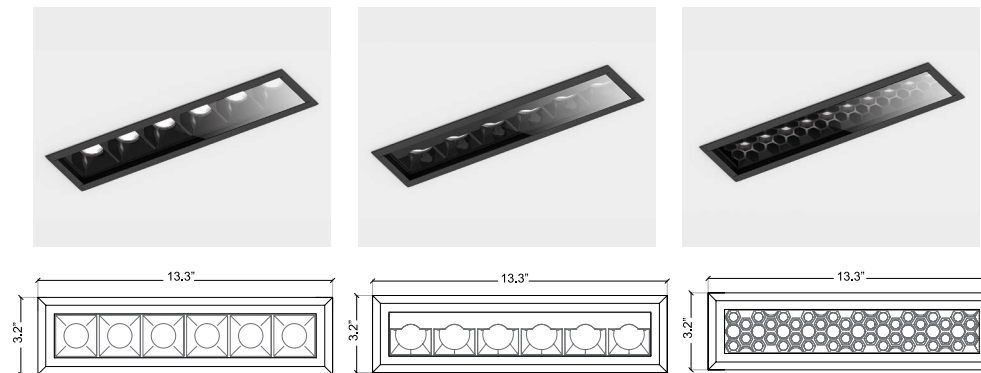
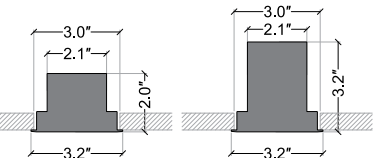


OUTDOOR

INGROUND RECESSED



RECESSED WITH TRIM





Billet an Unconventional Light

Continuous line of light, not even a barrier can interrupt it,
extending your Interior to your outdoor spaces.



Bold Lighting

Atlanta, Georgia, United States | (833)-265-3187 | 833-BOLD-1-US | info@boldlighting.us

www.boldlighting.us